

# KART SUR TABLE 45' indiv 2tps

resultats


## 10' chronos GA

11/04/2026 - 09:11

Clt	Kart	Pilote	Meilleur Tour	Ecart	Tours
1	10	CHRISTOPHE ME.	1:05.748		9
2	4	CHRISTOPHE GAIL.	1:06.079	0.331	9
3	9	ERIC FA.	1:06.259	0.511	9
4	6	FABRICE WA.	1:06.507	0.759	9
5	20	CHRISTOPHE GAB.	1:06.551	0.803	9
6	3	ALEX HE.	1:07.014	1.266	9
7	7	ADRIEN MEGRET	1:07.050	1.302	9
8	18	ALAIN LE.	1:07.229	1.481	9
9	12	AURELIEN CH.	1:07.342	1.594	9
10	16	JEAN TH.	1:07.668	1.920	9
11	21	GUILLAUME DA.	1:08.281	2.533	9
12	8	BRUNO GA.	1:08.418	2.670	9
13	14	JOSÉ DA.	1:09.094	3.346	9
14	2	CHRISTOPHE FE.	1:09.785	4.037	9
15	5	AYMERIC VAUDIER	1:10.450	4.702	9

### Historique des temps

Kart	Pilote	1	2	3	4	5	6	7	8	9	10	Moy.
10	CHRISTOPHE ME.	-	1:07.443	1:07.248	1:06.573	1:06.621	1:06.852	1:06.047	1:05.802	<b>1:05.748</b>		1:06.541
4	CHRISTOPHE GAIL.	-	1:09.310	1:07.097	1:06.664	1:07.161	1:06.453	1:06.284	1:06.190	<b>1:06.079</b>		1:06.904
9	ERIC FA.	-	1:08.610	1:08.059	1:07.482	1:07.486	1:07.879	1:06.674	1:06.464	<b>1:06.259</b>		1:07.364
6	FABRICE WA.	-	1:08.651	1:07.550	1:07.234	<b>1:06.507</b>	1:06.596	1:06.921	1:06.552	1:06.763		1:07.096
20	CHRISTOPHE GAB.	-	1:08.497	1:07.728	1:07.411	1:07.056	1:07.200	1:06.893	<b>1:06.551</b>	1:06.563		1:07.237
3	ALEX HE.	-	1:11.509	1:10.322	1:09.863	1:10.123	1:08.557	1:07.849	1:07.649	<b>1:07.014</b>		1:09.110
7	ADRIEN MEGRET	-	1:08.846	1:08.145	1:07.493	1:07.498	1:07.167	1:17.727	<b>1:07.050</b>	1:07.103		1:08.878
18	ALAIN LE.	-	1:09.056	1:08.693	1:07.810	1:08.480	1:07.449	1:07.587	<b>1:07.229</b>	1:07.408		1:07.964
12	AURELIEN CH.	-	1:09.755	1:13.093	1:15.615	1:09.174	1:07.913	1:09.028	1:09.275	<b>1:07.342</b>		1:10.149
16	JEAN TH.	-	1:09.288	1:08.309	1:08.633	1:08.982	1:07.907	1:08.212	1:07.811	<b>1:07.668</b>		1:08.351
21	GUILLAUME DA.	-	1:10.780	1:09.304	1:09.076	1:09.084	1:09.074	1:08.780	<b>1:08.281</b>	1:10.605		1:09.373
8	BRUNO GA.	-	1:10.242	1:10.195	1:09.691	1:08.606	1:08.733	<b>1:08.418</b>	1:09.202	1:09.503		1:09.323
14	JOSÉ DA.	-	1:10.336	1:10.487	1:09.492	1:09.511	1:10.225	1:09.572	1:09.589	<b>1:09.094</b>		1:09.788
2	CHRISTOPHE FE.	-	1:12.948	1:11.562	1:11.597	1:10.332	1:09.996	1:10.140	<b>1:09.785</b>	1:10.034		1:10.799
5	AYMERIC VAUDIER	-	1:14.346	1:13.221	1:11.020	1:10.826	1:11.089	1:10.638	1:10.714	<b>1:10.450</b>		1:11.538



## KART SUR TABLE 45' indiv 2tps

resultats


### 10' chronos GB

11/04/2026 - 09:24

Clt	Kart	Pilote	Meilleur Tour	Ecart	Tours
1	6	RICHARD BO.	1:05.238		10
2	3	LEO CA.	1:05.758	0.520	9
3	4	PHILIPPE IW.	1:05.787	0.549	9
4	16	THOMAS PI.	1:05.824	0.586	9
5	8	PASCAL CA.	1:06.077	0.839	9
6	2	PATRICK LE.	1:06.139	0.901	9
7	18	LAURENT VA.	1:06.394	1.156	10
8	7	KAHEL BE.	1:06.548	1.310	9
9	5	OLIVIER FO.	1:06.759	1.521	9
10	9	PHILIPPE ZBIK	1:06.833	1.595	9
11	10	PHILIPPE TA.	1:06.994	1.756	9
12	21	THIERRY BR.	1:07.193	1.955	9
13	20	PHILIPPE DU.	1:07.295	2.057	9
14	12	MANUEL AL.	1:08.241	3.003	9

#### Historique des temps

Kart	Pilote	1	2	3	4	5	6	7	8	9	10	Moy.
6	RICHARD BO.	-	1:06.074	1:06.153	1:06.173	1:05.536	1:05.453	1:05.446	1:05.341	1:05.238	1:05.873	1:05.698
3	LEO CA.	-	1:07.717	1:06.374	1:06.236	1:06.481	1:07.542	1:07.578	1:05.854	1:05.758		1:06.692
4	PHILIPPE IW.	-	1:07.862	1:06.714	1:07.901	1:07.183	1:07.348	1:06.429	1:05.787	1:05.809		1:06.879
16	THOMAS PI.	-	1:07.659	1:06.784	1:06.088	1:06.325	1:06.974	1:06.487	1:05.824	1:05.827		1:06.496
8	PASCAL CA.	-	1:07.478	1:07.109	1:06.851	1:06.077	1:06.476	1:06.807	1:06.282	1:06.641		1:06.715
2	PATRICK LE.	-	1:07.866	1:06.670	1:06.757	1:06.453	1:06.776	1:06.562	1:06.139	1:07.720		1:06.867
18	LAURENT VA.	-	1:07.837	1:06.980	1:06.824	1:06.704	1:06.924	1:06.546	1:06.760	1:06.394	1:06.550	1:06.835
7	KAHEL BE.	-	1:10.023	1:08.741	1:08.493	1:08.334	1:07.742	1:07.885	1:06.732	1:06.548		1:08.062
5	OLIVIER FO.	-	1:08.984	1:09.166	1:07.870	1:07.750	1:08.092	1:07.060	1:06.759	1:07.197		1:07.859
9	PHILIPPE ZBIK	-	1:07.643	1:06.869	1:06.919	1:08.074	1:07.506	1:08.596	1:07.520	1:06.833		1:07.495
10	PHILIPPE TA.	-	1:08.207	1:09.017	1:08.471	1:08.204	1:07.444	1:07.031	1:06.994	1:07.147		1:07.814
21	THIERRY BR.	-	1:11.077	1:07.760	1:07.772	1:07.941	1:08.087	1:07.755	1:07.326	1:07.193		1:08.113
20	PHILIPPE DU.	-	1:10.373	1:08.077	1:08.752	1:08.930	1:08.813	1:07.739	1:07.295	1:07.532		1:08.438
12	MANUEL AL.	-	1:11.016	1:08.826	1:08.945	1:08.241	1:08.644	1:08.327	1:08.457	1:08.270		1:08.840




## KART SUR TABLE 45' indiv 2tps

resultats

### résultats chronos

Clt	Kart	Pilote	10' chronos GA	10' chronos GB
1		RICHARD BO.		1:05.238
2		CHRISTOPHE ME.	1:05.748	
3		LEO CA.		1:05.758
4		PHILIPPE IW.		1:05.787
5		THOMAS PI.		1:05.824
6		PASCAL CA.		1:06.077
7		CHRISTOPHE GAIL.	1:06.079	
8		PATRICK LE.		1:06.139
9		ERIC FA.	1:06.259	
10		LAURENT VA.		1:06.394
11		FABRICE WA.	1:06.507	
12		KAHEL BE.		1:06.548
13		CHRISTOPHE GAB.	1:06.551	
14		OLIVIER FO.		1:06.759
15		PHILIPPE ZBIK		1:06.833
16		PHILIPPE TA.		1:06.994
17		ALEX HE.	1:07.014	
18		ADRIEN MEGRET	1:07.050	
19		THIERRY BR.		1:07.193
20		ALAIN LE.	1:07.229	
21		PHILIPPE DU.		1:07.295
22		AURELIEN CH.	1:07.342	
23		JEAN TH.	1:07.668	
24		MANUEL AL.		1:08.241
25		GUILLAUME DA.	1:08.281	
26		BRUNO GA.	1:08.418	
27		JOSÉ DA.	1:09.094	
28		CHRISTOPHE FE.	1:09.785	
29		AYMERIC VAUDIER	1:10.450	



# KART SUR TABLE 45' indiv 2tps

resultats


## 20' manche 1 bests

11/04/2026 - 09:53

Clt	Kart	Pilote	Tours	Ecart	Meilleur Tour	Points
1	3	CHRISTOPHE ME.	19		1:04.381	31
2	18	RICHARD BO.	19	7.215	1:04.918	30
3	2	PASCAL CA.	19	13.356	1:05.301	29
4	10	ERIC FA.	19	15.091	1:05.427	28
5	6	FABRICE WA.	19	17.044	1:05.529	27
6	16	CHRISTOPHE GAB.	19	22.407	1:05.103	26
7	4	PATRICK LE.	19	22.825	1:05.307	25
8	5	PHILIPPE IW.	19	23.279	1:05.735	24
9	12	LEO CA.	19	24.413	1:05.925	23
10	21	KAHEL BE.	19	35.051	1:05.804	22
11	14	OLIVIER FO.	19	38.021	1:06.090	21
12	9	LAURENT VA.	19	39.358	1:05.961	20
13	8	THOMAS PI.	19	39.816	1:06.190	19
14	20	CHRISTOPHE GAIL.	19	41.363	1:06.247	18
15	11	PHILIPPE ZBIK	17	2 Tours	1:05.605	17

### Historique des temps

Kart	Pilote	1	2	3	4	5	6	7	8	9	10	Moy.
3	CHRISTOPHE ME.	1:09.318	1:07.683	1:06.216	1:06.478	1:05.974	1:05.472	1:05.091	1:05.323	1:05.278	1:05.340	1:05.616
		1:05.171	1:04.761	1:05.087	1:04.677	1:05.337	<b>1:04.381</b>	1:04.961	1:04.801	1:05.357		
18	RICHARD BO.	1:09.035	1:07.658	1:06.391	1:06.708	1:06.797	1:05.572	<b>1:04.918</b>	1:05.047	1:05.817	1:05.348	1:05.996
		1:05.875	1:05.339	1:05.647	1:05.842	1:05.437	1:05.824	1:05.742	1:05.352	1:05.581		
2	PASCAL CA.	1:09.406	1:07.910	1:06.400	1:07.199	1:06.038	1:06.172	1:05.942	1:05.749	1:06.280	1:05.936	1:06.285
		1:05.726	1:05.666	1:05.495	1:05.724	<b>1:05.301</b>	1:05.587	1:06.231	1:05.751	1:06.904		
10	ERIC FA.	1:11.242	1:08.535	1:08.738	1:06.355	1:06.381	1:05.624	1:05.476	1:05.875	1:05.527	1:05.766	1:06.361
		1:05.835	1:05.595	1:05.447	1:05.807	<b>1:05.427</b>	1:05.583	1:05.679	1:05.810	1:06.158		
6	FABRICE WA.	1:10.039	1:09.206	1:06.975	1:07.134	1:06.521	1:06.403	1:05.680	1:05.750	1:06.334	1:05.815	1:06.454
		1:06.769	<b>1:05.529</b>	1:05.653	1:05.532	1:05.836	1:05.889	1:05.773	1:05.627	1:06.166		
16	CHRISTOPHE GAB.	1:12.623	1:09.351	1:08.750	1:07.412	1:06.371	1:06.166	1:06.978	1:07.793	1:06.175	1:05.811	1:06.726
		1:05.432	1:05.463	1:05.466	1:05.341	1:05.596	1:05.568	<b>1:05.103</b>	1:06.360	1:06.039		
4	PATRICK LE.	1:11.114	1:08.830	1:11.433	1:06.593	1:07.140	1:06.218	1:06.993	1:07.415	1:07.101	1:05.800	1:06.767
		1:05.856	1:05.810	1:05.341	1:05.469	1:05.596	1:05.501	1:05.351	<b>1:05.307</b>	1:05.710		
5	PHILIPPE IW.	1:09.641	1:09.431	1:07.901	1:07.627	1:08.029	1:06.253	<b>1:05.735</b>	1:06.056	1:06.244	1:05.882	1:06.824
		1:06.229	1:06.011	1:06.218	1:05.918	1:05.827	1:06.072	1:06.845	1:06.289	1:07.461		
12	LEO CA.	1:10.168	1:10.072	1:07.614	1:07.111	1:07.294	1:05.969	1:06.012	1:06.167	1:06.163	1:05.933	1:06.879
		1:06.268	1:05.969	1:06.026	1:06.141	<b>1:05.925</b>	1:06.743	1:06.620	1:06.424	1:08.086		
21	KAHEL BE.	1:11.516	1:09.109	1:10.166	1:07.541	1:07.305	1:06.244	1:06.958	1:07.125	1:09.116	1:06.727	1:07.399
		1:06.342	1:07.172	1:06.611	1:06.628	1:06.231	1:07.241	<b>1:05.804</b>	1:06.418	1:06.331		
14	OLIVIER FO.	1:14.471	1:08.215	1:08.890	1:07.073	1:07.412	1:07.127	1:06.916	1:07.663	1:07.788	1:07.047	1:07.540
		1:06.650	1:06.788	1:06.502	1:06.821	<b>1:06.090</b>	1:07.340	1:07.517	1:06.649	1:06.319		
9	LAURENT VA.	1:12.295	1:08.750	1:17.423	1:09.075	1:07.335	1:07.258	1:07.379	1:06.109	1:06.204	<b>1:05.961</b>	1:07.631
		1:06.347	1:06.018	1:06.291	1:06.537	1:06.242	1:06.182	1:06.637	1:06.376	1:06.578		
8	THOMAS PI.	1:10.392	1:09.804	1:09.250	1:07.366	1:07.000	1:06.986	1:08.472	1:07.102	1:09.959	1:06.542	1:07.680
		<b>1:06.190</b>	1:06.408	1:06.652	1:07.043	1:06.848	1:07.156	1:09.035	1:06.529	1:07.202		
20	CHRISTOPHE GAIL.	1:13.200	1:08.939	1:09.012	1:06.810	1:07.026	<b>1:06.247</b>	1:06.921	1:07.785	1:09.513	1:06.551	1:07.755
		1:06.321	1:06.921	1:06.474	1:06.480	1:07.037	1:07.749	1:11.415	1:06.290	1:06.660		
11	PHILIPPE ZBIK	<b>Z2:19.756</b>	11.284	3:41.095	1:07.277	1:06.382	1:07.408	1:06.223	1:06.626	1:05.831	1:05.701	1:16.075
		1:05.813	<b>1:05.605</b>	1:05.902	1:06.563	1:05.862	1:06.405	1:15.894	1:07.747	1:06.942		



# KART SUR TABLE 45' indiv 2tps

resultats


## 20' manche 1 espoirs

11/04/2026 - 10:20

Clt	Kart	Pilote	Tours	Ecart	Meilleur Tour	Points
1	3	ALEX HE.	19		1:05.792	31
2	12	ADRIEN MEGRET	19	11.061	1:06.221	30
3	2	PHILIPPE DU.	19	11.893	1:05.987	29
4	5	THIERRY BR.	19	17.647	1:06.354	28
5	18	PHILIPPE TA.	19	18.996	1:06.499	27
6	4	JEAN TH.	19	22.441	1:06.109	26
7	8	ALAIN LE.	19	26.554	1:07.015	25
8	6	BRUNO GA.	19	27.088	1:07.040	24
9	21	JOSÉ DA.	19	34.236	1:07.097	23
10	9	GUILLAUME DA.	19	34.611	1:07.085	22
11	20	AURELIEN CH.	19	35.123	1:07.203	21
12	16	CHRISTOPHE FE.	19	42.656	1:07.202	20
13	10	MANUEL AL.	19	47.844	1:07.482	19
14	14	AYMERIC VAUDIER	19	1:07.372	1:08.352	18

### Historique des temps

Kart	Pilote	1	2	3	4	5	6	7	8	9	10	Moy.
3	ALEX HE.	1:09.734	1:06.466	1:06.808	1:06.703	1:06.678	1:06.032	1:06.411	1:06.037	1:06.023	1:05.910	1:06.427
		1:05.807	1:05.915	<b>1:05.792</b>	1:05.977	1:06.101	1:06.264	1:06.400	1:06.414	1:06.651		
12	ADRIEN MEGRET	1:10.080	1:07.898	1:06.724	1:07.227	1:06.607	1:06.805	1:07.285	1:06.928	1:06.634	1:06.579	1:06.996
		1:06.321	1:06.307	1:06.266	1:06.548	1:06.648	1:08.016	1:07.210	1:06.633	<b>1:06.221</b>		
2	PHILIPPE DU.	1:12.823	1:08.627	1:07.170	1:07.333	1:06.656	1:06.945	1:06.939	1:06.274	1:06.122	1:06.431	1:07.030
		1:06.690	<b>1:05.987</b>	1:07.298	1:06.311	1:06.005	1:06.181	1:06.813	1:06.253	1:06.720		
5	THIERRY BR.	1:10.330	1:07.225	1:07.311	1:07.279	1:06.995	<b>1:06.354</b>	1:07.536	1:06.994	1:07.565	1:07.086	1:07.341
		1:06.516	1:06.728	1:08.385	1:06.964	1:06.790	1:07.553	1:07.416	1:07.320	1:07.135		
18	PHILIPPE TA.	1:08.897	1:06.832	1:06.969	1:07.424	1:06.758	1:07.265	1:06.818	<b>1:06.499</b>	1:06.678	1:06.649	1:07.426
		1:06.800	1:06.719	1:06.593	1:06.846	1:07.891	1:13.318	1:07.809	1:07.693	1:06.637		
4	JEAN TH.	1:13.187	1:08.768	1:07.191	1:08.547	1:07.841	1:07.748	1:06.821	<b>1:06.109</b>	1:07.228	1:06.869	1:07.570
		1:07.150	1:06.606	1:07.444	1:06.738	1:07.062	1:07.184	1:07.477	1:06.989	1:06.889		
8	ALAIN LE.	1:11.398	1:08.217	1:07.216	1:07.808	1:07.411	1:07.551	1:08.345	1:07.611	1:07.349	1:07.682	1:07.804
		1:08.480	1:07.433	1:07.500	1:07.050	1:07.619	<b>1:07.015</b>	1:07.258	1:07.867	1:07.484		
6	BRUNO GA.	1:11.347	1:08.118	1:07.196	1:08.799	1:07.724	1:07.623	1:07.332	1:07.639	1:07.365	1:07.709	1:07.803
		1:07.885	1:07.553	1:07.499	1:07.571	1:07.370	1:07.616	1:07.376	<b>1:07.040</b>	1:07.498		
21	JOSÉ DA.	1:11.569	1:08.664	1:07.696	1:09.049	1:07.701	1:09.015	1:08.170	1:08.309	1:08.085	1:08.030	1:08.171
		1:07.517	<b>1:07.097</b>	1:07.318	1:07.286	1:07.505	1:07.607	1:07.609	1:08.397	1:08.627		
9	GUILLAUME DA.	1:14.191	1:09.136	1:07.899	1:07.889	1:07.819	1:08.057	1:07.943	1:08.410	1:07.972	1:07.701	1:08.197
		1:07.296	1:07.549	1:07.832	<b>1:07.085</b>	1:07.548	1:07.528	1:07.361	1:07.696	1:08.841		
20	AURELIEN CH.	1:12.062	1:10.589	1:07.421	1:08.094	1:07.671	1:08.692	1:08.246	1:07.504	1:08.352	<b>1:07.203</b>	1:08.243
		1:07.450	1:08.294	1:07.618	1:07.433	1:07.470	1:07.755	1:07.488	1:07.696	1:09.597		
16	CHRISTOPHE FE.	1:13.342	1:09.805	1:08.421	1:08.501	1:07.894	1:07.735	1:07.772	1:07.917	1:07.988	1:07.615	1:08.602
		1:07.407	1:07.227	1:12.883	<b>1:07.202</b>	1:08.187	1:08.390	1:07.640	1:08.142	1:09.370		
10	MANUEL AL.	1:22.159	1:09.102	1:09.867	1:08.247	1:08.507	1:08.489	1:07.503	1:08.462	1:08.080	1:07.723	1:08.902
		1:07.531	1:07.872	1:07.529	1:08.081	<b>1:07.482</b>	1:08.302	1:07.940	1:08.047	1:08.230		
14	AYMERIC VAUDIER	1:14.363	1:09.253	1:11.327	1:09.343	1:10.311	1:09.277	1:09.182	1:08.692	1:17.288	1:09.128	1:09.904
		1:09.182	<b>1:08.352</b>	1:08.588	1:08.523	1:08.780	1:08.531	1:09.016	1:08.660	1:10.393		



# KART SUR TABLE 45' indiv 2tps

resultats


## 15' manche 2 bests

11/04/2026 - 11:01

Cl	Kart	Pilote	Tours	Ecart	Meilleur Tour	Points
1	11	CHRISTOPHE ME.	14		1:05.006	31
2	10	LAURENT VA.	14	6.884	1:04.910	30
3	20	RICHARD BO.	14	8.860	1:05.607	29
4	14	FABRICE WA.	14	16.762	1:06.031	28
5	18	CHRISTOPHE GAIL.	14	19.775	1:05.974	27
6	8	PASCAL CA.	14	21.480	1:06.468	26
7	3	PHILIPPE ZBIK	14	21.654	1:05.881	25
8	9	ERIC FA.	14	22.154	1:05.979	24
9	16	KAHEL BE.	14	22.198	1:06.209	23
10	21	CHRISTOPHE GAB.	14	22.354	1:05.888	22
11	4	LEO CA.	14	22.482	1:05.621	21
12	12	PHILIPPE IW.	14	23.151	1:06.269	20
13	5	PATRICK LE.	14	32.336	1:06.606	19
14	2	THOMAS PI.	14	33.027	1:05.561	18
15	6	OLIVIER FO.	14	33.301	1:06.557	17

### Historique des temps

Kart	Pilote	1	2	3	4	5	6	7	8	9	10	Moy.
11	CHRISTOPHE ME.	1:07.416	1:06.185	1:05.897	1:05.768	1:05.810	1:05.326	1:05.254	1:05.365	1:05.410	1:05.231	1:05.593
		<b>1:05.006</b>	1:05.354	1:05.086	1:05.207							
10	LAURENT VA.	1:09.406	1:05.979	1:06.963	1:06.679	1:05.740	1:05.448	1:04.964	1:05.210	1:05.843	1:06.051	1:06.012
		1:06.029	1:05.728	1:05.225	<b>1:04.910</b>							
20	RICHARD BO.	1:08.266	1:06.472	1:06.306	1:06.120	1:06.113	1:06.232	1:05.784	1:05.760	1:06.237	1:06.322	1:06.228
		1:05.948	1:06.050	<b>1:05.607</b>	1:05.981							
14	FABRICE WA.	1:09.309	1:06.435	1:09.429	1:06.493	1:06.642	1:06.155	1:06.382	1:06.270	1:06.226	1:06.322	1:06.749
		<b>1:06.031</b>	1:06.306	1:06.218	1:06.276							
18	CHRISTOPHE GAIL.	1:09.495	1:07.211	1:09.074	1:07.015	1:06.858	1:06.901	1:06.183	<b>1:05.974</b>	1:06.100	1:07.362	1:06.942
		1:06.103	1:06.432	1:06.236	1:06.251							
8	PASCAL CA.	1:08.509	1:07.022	1:07.497	1:07.527	1:06.795	1:06.966	1:07.135	<b>1:06.468</b>	1:07.019	1:06.620	1:07.103
		1:06.501	1:07.282	1:07.084	1:07.025							
3	PHILIPPE ZBIK	1:11.153	1:07.094	1:07.715	1:06.956	1:06.918	1:07.126	1:06.881	<b>1:05.881</b>	1:06.130	1:06.592	1:07.058
		1:06.175	1:06.216	1:07.164	1:06.815							
9	ERIC FA.	1:08.799	1:07.096	1:09.918	1:06.778	1:06.553	1:06.324	1:06.368	1:06.396	1:06.928	1:08.638	1:07.146
		<b>1:05.979</b>	1:06.603	1:07.116	1:06.551							
16	KAHEL BE.	1:11.878	1:07.141	1:08.176	1:08.466	1:06.357	1:06.300	1:06.473	1:06.421	1:06.430	1:06.437	1:07.117
		1:06.218	1:06.256	1:06.887	<b>1:06.209</b>							
21	CHRISTOPHE GAB.	1:11.913	1:07.183	1:07.116	1:06.996	1:06.879	1:07.280	1:06.130	1:06.018	<b>1:05.888</b>	1:07.336	1:07.152
		1:06.742	1:06.293	1:07.101	1:07.263							
4	LEO CA.	1:12.209	1:06.862	1:07.687	1:09.178	1:07.276	1:06.616	<b>1:05.621</b>	1:05.667	1:06.708	1:06.382	1:07.120
		1:06.090	1:06.189	1:07.107	1:06.101							
12	PHILIPPE IW.	1:12.795	1:08.054	1:06.797	1:06.933	1:06.822	1:06.634	1:06.480	1:06.589	1:06.461	1:06.298	1:07.192
		<b>1:06.269</b>	1:06.438	1:07.171	1:06.958							
5	PATRICK LE.	1:13.128	1:07.580	1:07.215	1:08.231	1:07.228	1:07.388	1:07.970	1:07.729	1:07.522	1:07.163	1:07.851
		<b>1:06.606</b>	1:08.137	1:07.051	1:06.973							
2	THOMAS PI.	1:12.349	1:07.980	1:07.258	1:08.621	1:06.689	1:07.510	1:16.582	1:06.998	1:05.723	1:05.981	1:07.853
		1:05.613	<b>1:05.561</b>	1:06.015	1:07.070							
6	OLIVIER FO.	1:11.928	1:07.693	1:07.052	1:10.768	1:07.133	<b>1:06.557</b>	1:07.269	1:07.534	1:07.694	1:07.289	1:07.882
		1:06.879	1:07.897	1:07.203	1:07.453							



# KART SUR TABLE 45' indiv 2tps

resultats


## 15' manche 2 espoirs

11/04/2026 - 11:22

Cl.	Kart	Pilote	Tours	Ecart	Meilleur Tour	Points
1	10	ADRIEN MEGRET	13		1:05.887	31
2	14	ALEX HE.	13	0.570	1:05.650	30
3	6	ALAIN LE.	13	15.005	1:06.421	29
4	16	PHILIPPE DU.	13	16.831	1:06.820	28
5	9	PHILIPPE TA.	13	17.373	1:06.947	27
6	20	THIERRY BR.	13	20.782	1:06.947	26
7	4	JOSÉ DA.	13	23.790	1:07.122	25
8	5	AURELIEN CH.	13	28.513	1:06.777	24
9	21	JEAN TH.	13	30.466	1:07.217	23
10	18	GUILLAUME DA.	13	30.676	1:06.635	22
11	2	CHRISTOPHE FE.	13	32.688	1:07.244	21
12	12	MANUEL AL.	13	36.016	1:07.390	20
13	3	AYMERIC VAUDIER	13	39.662	1:07.460	19
14	8	BRUNO GA.	13	46.089	1:08.195	18

### Historique des temps

Kart	Pilote	1	2	3	4	5	6	7	8	9	10	Moy.
10	ADRIEN MEGRET	1:07.090	1:06.549	1:06.011	1:06.311	1:06.514	1:06.016	1:06.099	1:06.455	1:06.566	1:06.120	1:06.265
		1:05.889	<b>1:05.887</b>	1:05.938								
14	ALEX HE.	1:06.800	1:06.623	1:06.309	1:05.989	1:06.664	1:06.297	1:06.377	1:06.396	1:06.322	1:06.185	1:06.267
		<b>1:05.650</b>	1:05.806	1:06.063								
6	ALAIN LE.	1:07.931	1:06.815	<b>1:06.421</b>	1:06.760	1:07.411	1:07.078	1:07.589	1:06.926	1:07.102	1:07.315	1:07.062
		1:06.865	1:06.654	1:06.945								
16	PHILIPPE DU.	1:07.387	1:07.598	1:07.840	1:07.550	1:07.440	1:07.264	1:07.237	1:07.698	1:06.991	1:07.705	1:07.456
		1:07.594	<b>1:06.820</b>	1:07.804								
9	PHILIPPE TA.	1:07.329	1:07.932	1:07.035	1:07.374	1:07.389	1:07.270	1:07.304	1:08.115	<b>1:06.947</b>	1:07.555	1:07.405
		1:07.269	1:06.968	1:07.788								
20	THIERRY BR.	1:07.454	1:08.304	1:07.439	1:08.160	1:10.573	1:07.372	1:07.177	1:07.128	<b>1:06.947</b>	1:07.294	1:07.709
		1:07.614	1:07.480	1:07.275								
4	JOSÉ DA.	1:08.438	1:08.405	1:08.970	1:08.464	1:07.467	1:07.309	<b>1:07.122</b>	1:07.464	1:07.653	1:07.454	1:07.754
		1:07.279	1:07.214	1:07.565								
5	AURELIEN CH.	1:08.828	1:08.283	1:08.680	1:10.254	1:07.894	1:08.717	1:08.381	1:07.119	<b>1:06.777</b>	1:07.185	1:07.995
		1:07.462	1:07.169	1:07.195								
21	JEAN TH.	1:08.507	1:08.530	1:09.044	1:09.985	1:09.482	1:08.324	1:07.812	1:07.470	<b>1:07.217</b>	1:08.303	1:08.311
		1:07.358	1:07.827	1:08.186								
18	GUILLAUME DA.	1:08.912	1:07.918	1:08.304	1:08.854	1:10.549	1:08.440	1:08.965	1:06.789	<b>1:06.635</b>	1:07.286	1:08.154
		1:07.484	1:08.025	1:07.846								
2	CHRISTOPHE FE.	1:08.902	1:07.823	1:08.832	1:11.307	1:08.675	1:08.790	1:08.305	1:07.776	1:07.777	1:07.741	1:08.349
		<b>1:07.244</b>	1:07.931	1:07.445								
12	MANUEL AL.	1:08.785	1:08.088	1:08.732	1:10.169	1:08.711	1:09.058	1:09.316	1:08.221	1:08.724	1:08.342	1:08.631
		<b>1:07.390</b>	1:07.668	1:09.003								
3	AYMERIC VAUDIER	1:08.973	1:07.790	1:08.930	1:10.935	1:08.924	1:09.130	1:09.600	<b>1:07.460</b>	1:09.115	1:08.194	1:08.948
		1:08.381	1:09.985	1:08.913								
8	BRUNO GA.	1:08.787	1:08.746	1:09.151	1:09.953	1:09.530	1:09.030	1:09.376	<b>1:08.195</b>	1:08.941	1:08.876	1:09.572
		1:08.997	1:10.031	1:14.823								




## KART SUR TABLE 45' indiv 2tps

resultats

### résultats bests

Clit	Kart	Pilote	Points	20' manche 1 bests	15' manche 2 bests
1		CHRISTOPHE ME.	62	31	31
2		RICHARD BO.	59	30	29
3		PASCAL CA.	55	29	26
4		FABRICE WA.	55	27	28
5		ERIC FA.	52	28	24
6		LAURENT VA.	50	20	30
7		CHRISTOPHE GAB.	48	26	22
8		CHRISTOPHE GAIL.	45	18	27
9		KAHEL BE.	45	22	23
10		LEO CA.	44	23	21
11		PHILIPPE IW.	44	24	20
12		PATRICK LE.	44	25	19
13		PHILIPPE ZBIK	42	17	25
14		OLIVIER FO.	38	21	17
15		THOMAS PI.	37	19	18



## KART SUR TABLE 45' indiv 2tps

resultats

### résultats espoirs

Clt	Kart	Pilote	Points	20' manche 1 espoirs	15' manche 2 espoirs
1		ALEX HE.	61	31	30
2		ADRIEN MEGRET	61	30	31
3		PHILIPPE DU.	57	29	28
4		PHILIPPE TA.	54	27	27
5		THIERRY BR.	54	28	26
6		ALAIN LE.	54	25	29
7		JEAN TH.	49	26	23
8		JOSÉ DA.	48	23	25
9		AURELIEN CH.	45	21	24
10		GUILLAUME DA.	44	22	22
11		BRUNO GA.	42	24	18
12		CHRISTOPHE FE.	41	20	21
13		MANUEL AL.	39	19	20
14		AYMERIC VAUDIER	37	18	19